



Camshelving® Elements Series

Stationary Starter & Add-On Units 4 or 5 Vented Shelves

HEIGHT	DEPTHS	LENGTHS	
1	3	8	
64"	18"	24"	48"
	21"	30"	54"
	24"	36"	60"
		42"	72"

- Starter Units include:**
2 factory assembled post kits, 8 or 10 stationary shelf traverses, stationary traverse dovetails and shelf plates.
- Add-On Units include:**
1 factory assembled post kit, 8 or 10 stationary shelf traverses, stationary traverse dovetails and shelf plates.

All units ship complete in 1 box.



Features & Benefits

- Designed to easily support the performance demands of a busy foodservice operation with medium to heavy storage needs.
- Use in walk-in coolers, freezers, dry storage, warewashing areas, loading docks or front of the house. Withstands storage temperatures -36° to 190°F (-38° to 88°C). Impervious to moisture, chemicals, salt, food acids and humidity.
- Posts and traverses are made of a revolutionary, extremely strong composite material with a smooth, easy to clean surface. Stronger than common wire shelving and lighter in weight than Camshelving Premium Series. Traverse dovetails are separate from the posts and attach easily to secure the shelf traverses.
- Smooth polypropylene shelf plates contain Camguard, an antimicrobial technology that inhibits the growth of mold, fungus and bacteria that may cause odors, stains and product degradation.
- Shelving Units interconnect in straight lines with shared posts. Uniquely engineered Post Connectors offer exceptional cross stabilization. Weight bearing is uncompromised and space is maximized. No add-on clips or "S" hooks required.
- Use corner connectors to add shelves in corners or to install intermediate shelves between 2 starter units. Unique patented design ensures maximum space utilization.
- Posts and traverses wipe clean. Traverses and shelf plates remove easily for cleaning.
- Shelf traverses can be removed and adjusted at 4" (10.2 cm) increments.
- Sturdy reinforced nylon foot adjusts easily to level units.
- Requires some assembly with minimal parts. Use a rubber mallet only.
- Lifetime warranty against rust and corrosion (posts, traverses and shelf plates).
- Available in 1 color – Brushed Graphite (580).

Item No. _____

Quantity _____

AIA File / Spec No. _____

Job _____

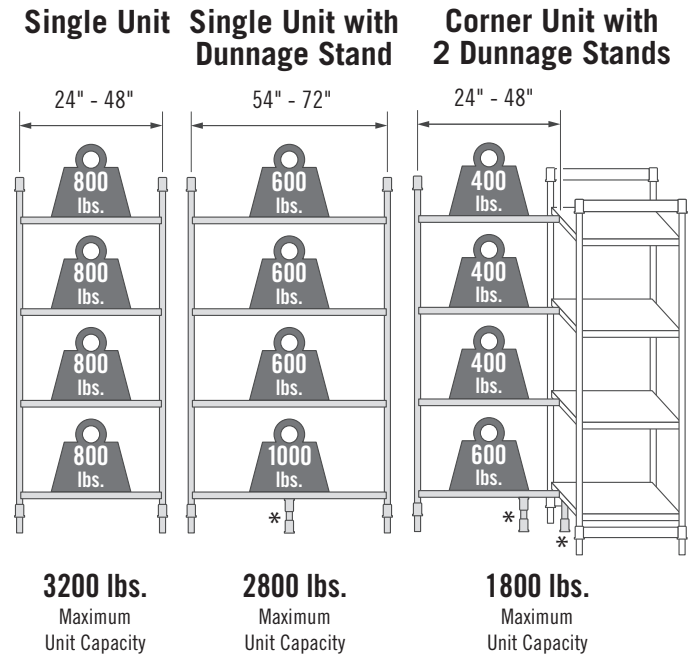


Stationary Starter Unit



Stationary Starter and Add-On Unit

4 Shelf Unit Weight Bearing Chart



* Dunnage Stands add stability and increase weight bearing capacity on bottom shelf only. Add to any shelf length. Highly recommended for Starter Units 54" and longer, all Corner Units, U-Shape Units and units specified for heavier loads.

Approvals



Post Connectors, Corner Connectors, Seismic Foot, Wall Fastener, Identification Tags, Single Shelf Security Cage, Tray Slide Rack, and Shelf Divider Bars are not NSF listed.



Information and specifications are subject to change without notice. Please confirm at time of order.

© Cambro Manufacturing Company 5801 Skylab Road, Huntington Beach, California 92647-2056, U.S.A.

Telephone 714 848 1555 Toll Free 800 854 7631 Customer Service 800 833 3003 Email: customerservice@cambro.com

Printed in USA. REV. 12/16

Camshelving® Elements Series

Stationary Starter & Add-On Units 4 or 5 Vented Shelves

Item No. _____

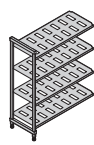
Quantity _____

AIA File / Spec No. _____

Job _____

64"
HEIGHT

V4 4-Shelf Vented Units



18"
DEPTH

LENGTH	CODE
24"	ESU182464V4
30"	ESU183064V4
36"	ESU183664V4
42"	ESU184264V4
48"	ESU184864V4
54"	ESU185464V4
60"	ESU186064V4
72"	ESU187264V4

LENGTH	CODE
22"	EA182464V4
28"	EA183064V4
34"	EA183664V4
40"	EA184264V4
46"	EA184864V4
52"	EA185464V4
58"	EA186064V4
70"	EA187264V4

21"
DEPTH

24"	ESU212464V4
30"	ESU213064V4
36"	ESU213664V4
42"	ESU214264V4
48"	ESU214864V4
54"	ESU215464V4
60"	ESU216064V4
72"	ESU217264V4

22"	EA212464V4
28"	EA213064V4
34"	EA213664V4
40"	EA214264V4
46"	EA214864V4
52"	EA215464V4
58"	EA216064V4
70"	EA217264V4

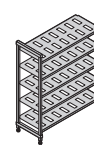
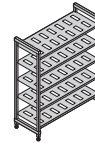
24"
DEPTH

24"	ESU242464V4
30"	ESU243064V4
36"	ESU243664V4
42"	ESU244264V4
48"	ESU244864V4
54"	ESU245464V4
60"	ESU246064V4
72"	ESU247264V4

22"	EA242464V4
28"	EA243064V4
34"	EA243664V4
40"	EA244264V4
46"	EA244864V4
52"	EA245464V4
58"	EA246064V4
70"	EA247264V4

Color: Brushed Graphite (580).

V5 5-Shelf Vented Units



LENGTH	CODE
24"	ESU182464V5
30"	ESU183064V5
36"	ESU183664V5
42"	ESU184264V5
48"	ESU184864V5
54"	ESU185464V5
60"	ESU186064V5
72"	ESU187264V5

LENGTH	CODE
22"	EA182464V5
28"	EA183064V5
34"	EA183664V5
40"	EA184264V5
46"	EA184864V5
52"	EA185464V5
58"	EA186064V5
70"	EA187264V5

24"	ESU212464V5
30"	ESU213064V5
36"	ESU213664V5
42"	ESU214264V5
48"	ESU214864V5
54"	ESU215464V5
60"	ESU216064V5
72"	ESU217264V5

22"	EA212464V5
28"	EA213064V5
34"	EA213664V5
40"	EA214264V5
46"	EA214864V5
52"	EA215464V5
58"	EA216064V5
70"	EA217264V5

24"	ESU242464V5
30"	ESU243064V5
36"	ESU243664V5
42"	ESU244264V5
48"	ESU244864V5
54"	ESU245464V5
60"	ESU246064V5
72"	ESU247264V5

22"	EA242464V5
28"	EA243064V5
34"	EA243664V5
40"	EA244264V5
46"	EA244864V5
52"	EA245464V5
58"	EA246064V5
70"	EA247264V5

Optional Accessories

- Corner Connector Sets
- Bottom Shelf Dunnage Stands (Low or Tall)
- Shelf Identification Tags
- Wall Fastener
- Seismic Foot
- Shelf Divider Panel
- Shelf Divider Bars (Straight or Angled)
- Tray Sliding Rack
- Single Shelf Security Cage
- Shelf Traverses (Single or Double)
- Drying and Storage Cradles

Architect Specs

Posts and Traverses: Proprietary non-corrosive composite material.
 Post Connectors: Reinforced nylon.
 Shelf Plates: Reinforced polypropylene with Camguard® antimicrobial.
 Corner Connectors: Reinforced nylon.
 Adjustable Foot: Reinforced nylon.
 Traverse Dovetails: Reinforced nylon.
 Post Connector Wedges: Reinforced polypropylene.

Approvals



Post Connectors, Corner Connectors, Seismic Foot, Wall Fastener, Identification Tags, Single Shelf Security Cage, Tray Slide Rack, and Shelf Divider Bars are not NSF listed.