



# Camshelving® Basics Plus Series

## Stationary Starter & Add-On Units 4 or 5 Vented Shelves

HEIGHT	DEPTHS	LENGTHS	
1	3	6	
84"	18"	30"	48"
	21"	36"	54"
	24"	42"	60"

- Starter Units include:**  
2 factory assembled post sets, 8 or 10 shelf traverses, traverse dovetails and shelf plates.
- Add-On Units include:**  
1 factory assembled post set, 8 or 10 shelf traverses, traverse dovetails and shelf plates.

All units ship complete in 1 box.



### Features & Benefits

- Strong enough to handle small to medium volume foodservice operations with light to medium storage needs.
- Use in walk-in coolers, freezers, dry storage, warewashing areas, loading docks or front of the house. Withstands storage temperatures -36° to 190°F (-38° to 88°C). Impervious to moisture, chemicals, salt, food acids and humidity.
- Posts and traverses are made of a revolutionary, extremely strong composite material with a smooth, easy to clean surface. Stronger than common wire shelving and lighter in weight than Camshelving Premium Series and Elements Series. Breakaway left and right traverse dovetails snap apart and attach easily to secure shelf traverses to posts.
- Shelving Units interconnect in straight lines with shared posts. Uniquely engineered Post Connectors offer exceptional cross stabilization. Weight bearing is uncompromised and space is maximized. No add-on clips or "S" hooks required.
- Use corner connectors to add shelves in corners or to install intermediate shelves between 2 starter units. Unique patented design ensures maximum space utilization.
- Posts and traverses wipe clean. Traverses and shelf plates remove easily for cleaning.
- Shelf traverses can be removed and adjusted at 4" (10,2 cm) increments.
- Sturdy reinforced nylon foot adjusts easily to level units.
- Requires some assembly with minimal parts. Use a rubber mallet only.
- Lifetime warranty against rust and corrosion (posts, traverses and shelf plates).
- Available in 1 color – Brushed Graphite (580).

Project \_\_\_\_\_

Item No. \_\_\_\_\_

Model No. \_\_\_\_\_

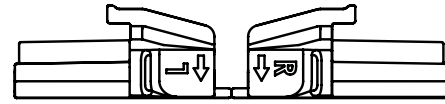
Quantity \_\_\_\_\_



Stationary Starter Unit



Stationary Starter and Add-On Unit



Breakaway Dovetail Set

## BASICS PLUS SERIES WEIGHT BEARING CAPACITY

Weight must be evenly distributed across the entire shelf.

SINGLE UNIT		UNIT LENGTH	UNIT LENGTH
		30" – 48"	54" – 60"
SINGLE UNIT	Unit only	1800 lbs.	1800 lbs.
	Shelf only	700	500
	Unit with dunnage stand*	2100	2100
	Bottom shelf with dunnage stand*	1000	800
CORNER UNIT With 2 Dunnage Stands required	Unit only	1350	—
	Shelf only	300	—
	Bottom shelf with dunnage stands*	450	—

\*Dunnage Stands add stability and increase weight bearing capacity on bottom shelf only. Highly recommended for Starter Units 54" and longer, all Corner Units, U-Shape Units and units specified for heavier loads.

### Approvals



Post Connectors, Corner Connectors, Seismic Foot, Wall Fastener, and Identification Tags are not NSF listed.

COMPONENT



Information and specifications are subject to change without notice. Please confirm at time of order.

© Cambro Manufacturing Company 5801 Skylab Road, Huntington Beach, California 92647-2056, U.S.A.

Telephone 714 848 1555 Toll Free 800 854 7631 Customer Service 800 833 3003 Email: customerservice@cambro.com

Printed in USA. 09/17

# Camshelving® Basics Plus Series

## Stationary Starter & Add-On Units 4 or 5 Vented Shelves

Project \_\_\_\_\_

Item No. \_\_\_\_\_

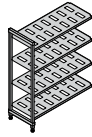
Model No. \_\_\_\_\_

Quantity \_\_\_\_\_

**84"**  
HEIGHT

### V4 4-Shelf Vented Units

Starter                      Add-On



**18"**  
DEPTH

LENGTH	CODE
30"	CBU183084V4
36"	CBU183684V4
42"	CBU184284V4
48"	CBU184884V4
54"	CBU185484V4
60"	CBU186084V4

LENGTH	CODE
28¼"	CBA183084V4
34¼"	CBA183684V4
40¼"	CBA184284V4
46¼"	CBA184884V4
52¼"	CBA185484V4
58¼"	CBA186084V4

**21"**  
DEPTH

30"	CBU213084V4
36"	CBU213684V4
42"	CBU214284V4
48"	CBU214884V4
54"	CBU215484V4
60"	CBU216084V4

28¼"	CBA213084V4
34¼"	CBA213684V4
40¼"	CBA214284V4
46¼"	CBA214884V4
52¼"	CBA215484V4
58¼"	CBA216084V4

**24"**  
DEPTH

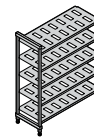
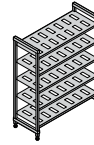
30"	CBU243084V4
36"	CBU243684V4
42"	CBU244284V4
48"	CBU244884V4
54"	CBU245484V4
60"	CBU246084V4

28¼"	CBA243084V4
34¼"	CBA243684V4
40¼"	CBA244284V4
46¼"	CBA244884V4
52¼"	CBA245484V4
58¼"	CBA246084V4

Color: Brushed Graphite (580).

### V5 5-Shelf Vented Units

Starter                      Add-On



LENGTH	CODE
30"	CBU183084V5
36"	CBU183684V5
42"	CBU184284V5
48"	CBU184884V5
54"	CBU185484V5
60"	CBU186084V5

LENGTH	CODE
28¼"	CBA183084V5
34¼"	CBA183684V5
40¼"	CBA184284V5
46¼"	CBA184884V5
52¼"	CBA185484V5
58¼"	CBA186084V5

30"	CBU213084V5
36"	CBU213684V5
42"	CBU214284V5
48"	CBU214884V5
54"	CBU215484V5
60"	CBU216084V5

28¼"	CBA213084V5
34¼"	CBA213684V5
40¼"	CBA214284V5
46¼"	CBA214884V5
52¼"	CBA215484V5
58¼"	CBA216084V5

30"	CBU243084V5
36"	CBU243684V5
42"	CBU244284V5
48"	CBU244884V5
54"	CBU245484V5
60"	CBU246084V5

28¼"	CBA243084V5
34¼"	CBA243684V5
40¼"	CBA244284V5
46¼"	CBA244884V5
52¼"	CBA245484V5
58¼"	CBA246084V5

### Optional Accessories

- Corner Connector Sets
- Bottom Shelf Dunnage Stands (Low or Tall)
- Shelf Identification Tags
- Wall Fastener
- Seismic Foot
- Shelf Divider Panel
- Single Shelf Security Cage
- Single Shelf Sheet Pan/Tray Rack
- Shelf Traverses (Single or Double)

### Architect Specs

Posts and Traverses: Proprietary non-corrosive composite material.  
 Post Connectors: Reinforced nylon.  
 Shelf Plates: Reinforced polypropylene.  
 Corner Connectors: Reinforced nylon.  
 Adjustable Foot: Reinforced nylon.  
 Traverse Dovetails: Reinforced nylon.  
 Post Connector Wedges: Reinforced Polypropylene.

### Approvals



Post Connectors, Corner Connectors, Seismic Foot, Wall Fastener, and Identification Tags are not NSF listed.

COMPONENT